

# Installation Instructions



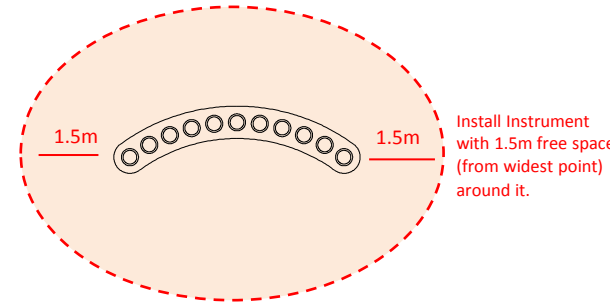
1. Handpipes will arrive on site assembled, Ground Fixings will need to be installed **(1.1)** (See **Assembly Guide**)

2. Attach Ground Fixing posts to legs **(1.2)** (See **Ground Fix Post Installation Sheet**)

3. **Excavate 3 holes** for the Steel legs **250mm diameter by 300mm deep** in desired location upon decision from customer.

4. Locate (lower) legs into holes making sure they are vertical and level prior to concreting in place.

5. Once happy with location of the Instrument, **fill** holes using rapid hardening **concrete**. Be sure to compact concrete around legs and leave to dry according to manufactures guidelines.



## Ground Fixed

Handpipes  
Page 1 of 3



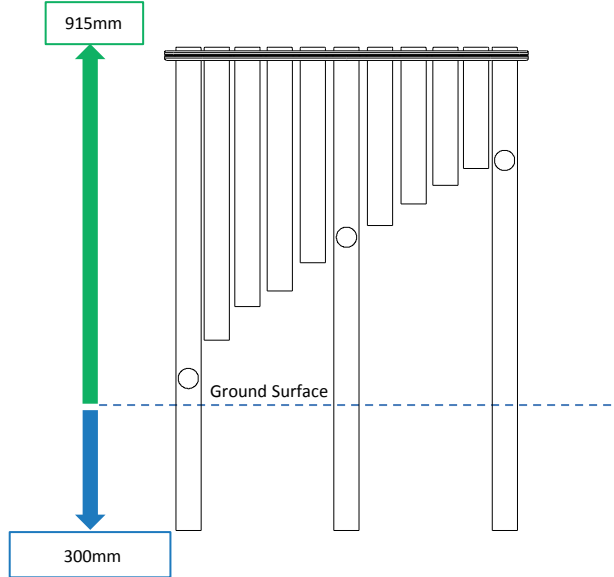
### Instrument Components:

-  x8  
M8x20 Security Screw
-  x8  
M8 Lock washer

Metric Conversion:  
250mm/ 10"  
300mm/ 12"  
915mm/ 36"  
1.5m/ 59"



Weight of heaviest part **4kg** (Corian)



Ground Fix Components:

-  x6  
M10x150 Bolt
-  x12  
M10 Nut

Spares available form  
[percussionplay.com](http://percussionplay.com) or from your  
local distributor

25 Kg

## Ground Fixed

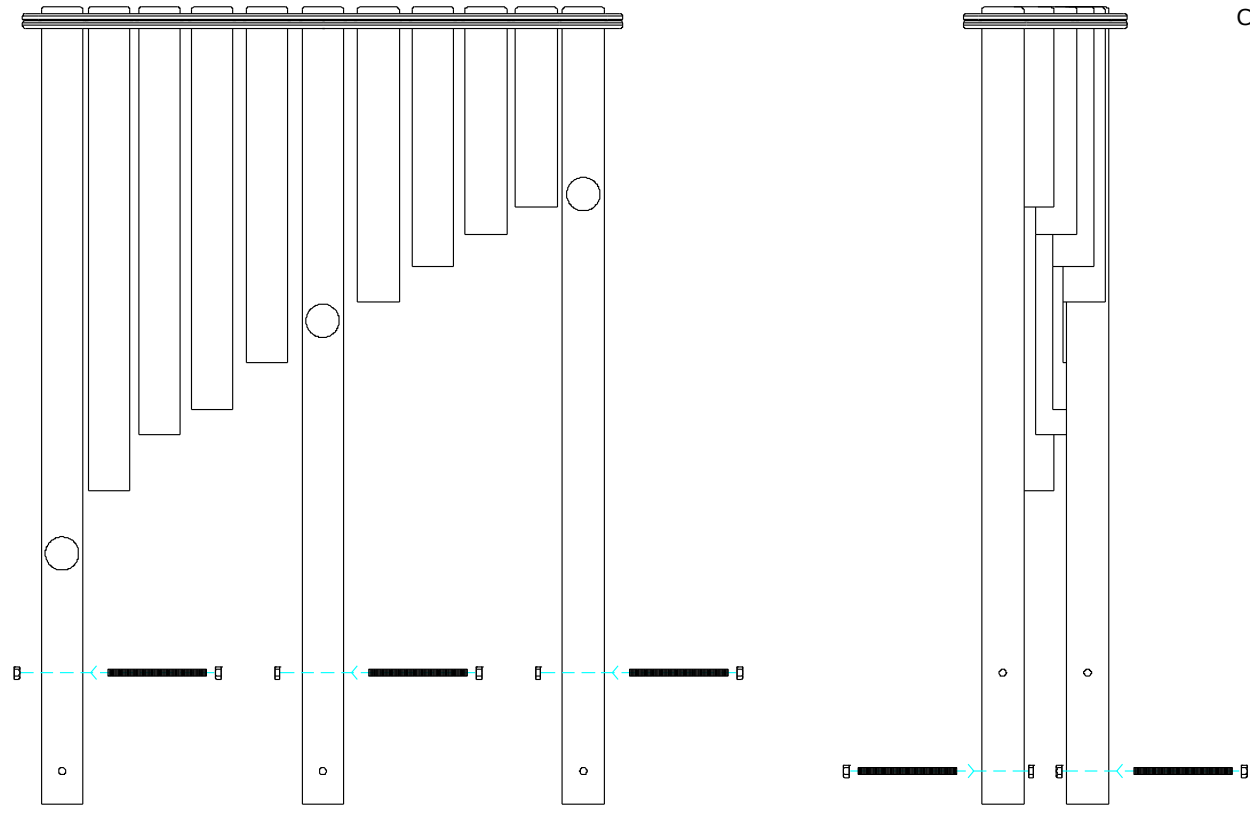
Handpipes  
Page 2 of 3





### Instrument Components:

-  x8  
M8x20 Security Screw
-  x8  
M8 Lock washer

Thread Lock Solution  
Required (Not Supplied)



### COMPONENTS LIST:

-  M10 Nut X12
-  M10x150 Threaded Bar X6

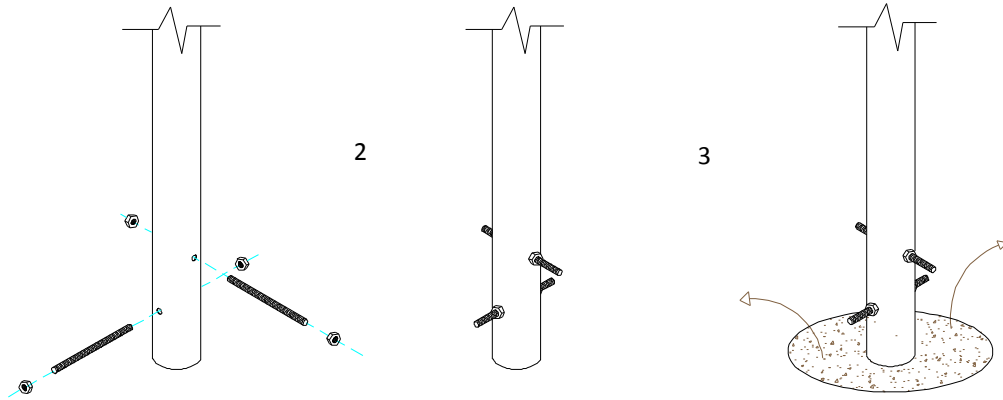
### Ground Fix Components:

-  x6  
M10x150 Bolt
-  x12  
M10 Nut

Spares available from  
[percussionplay.com](http://percussionplay.com) or from your  
local distributor

25 Kg

# Ground Fix Post Installation



1

2

3

Insert M10x 150 Threaded bar into pre drilled holes in Ground Fixing Post

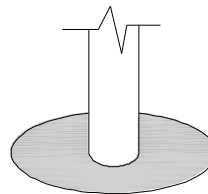
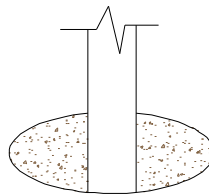
Fix M10x 150 Threaded bar in place using M10 Nuts

Excavate a hole with a 250mm diameter tapering down to 350mm diameter and 350mm depth

Foundations should not present a hazard. These foundations are recommended as a guide, for more information on foundation details for various surface see Part 7 of BS EN 1176.

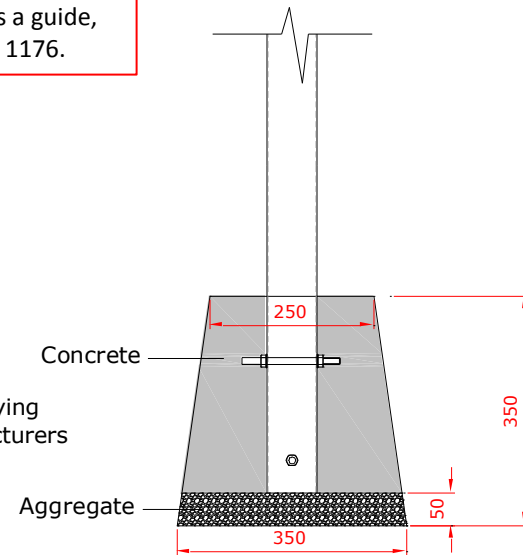
4

5



Compact base of hole with 50mm of aggregate. Lower ground Fix post attached of instrument into hole (check instrument straight and level before filling with concrete)

Fill hole with fast drying concrete to manufacturers specifications.



300mm min depth

Repeat points 1-5. Handpipes requires 3 Ground Fix Posts

## Ground Fixed

Handpipes  
Page 3 of 3



### Components:

-  x6  
M10x150 Bolt
-  x12  
M10 Nut

Metric Conversion:  
50mm/ 2"  
250mm/ 10"  
350mm/ 14"  
400mm/ 16"  
450mm/ 18"