

# Installation Instructions

## Surface Fixed Rainbow Chime Post Page 1 of 3



### Instrument Components:

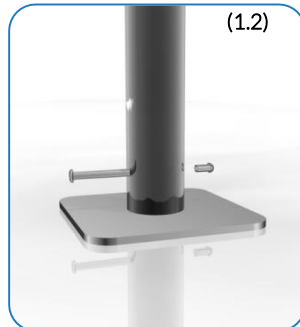
 x4  
M6x20 Security Screw

 x2  
M6 Saddle Strap

Metric Conversion:  
1155mm/45.5"  
1.5m/59"



Weight of heaviest part 7.5kg



1. Instrument will arrive on site fully assembled. **(1.1)**  
(See Assembly Guide)

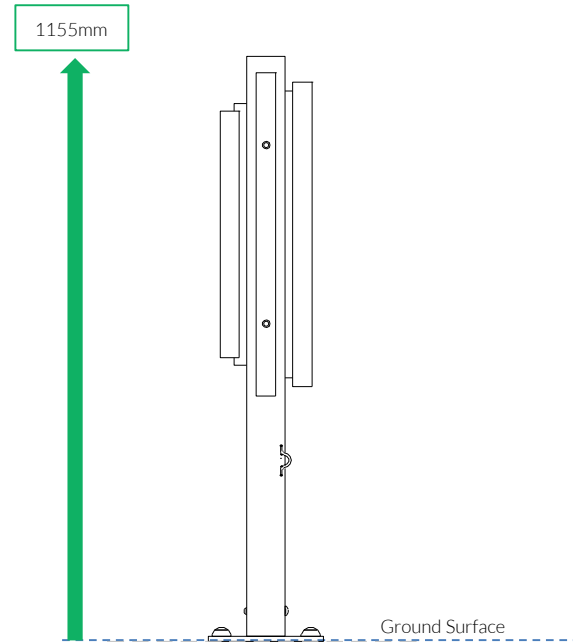
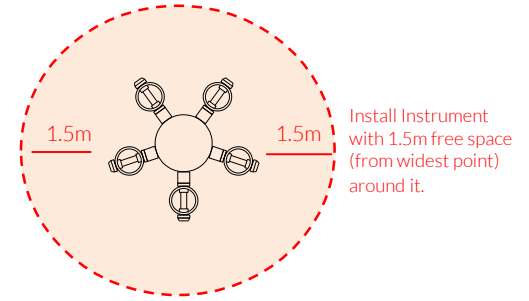
2. Attach Surface Fixing posts to legs **(1.2)** (See Ground Fix Post Installation Sheet)

3. **Locate Plate** in desired location and mark holes to fix to desired surface.

4. Fix to Surface using recommended ground anchors not supplied

5. Make sure all fixings are covered and secure using cover caps provided


6. Attach the 1 pair of beater to the saddle strap on each side of the post. **(1.3)**



Pair Small Red Beaters X1

Surface Fix Components:



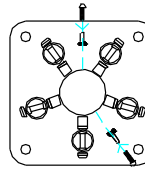
 x1  
M10x70 Security Screw

 x1  
M10 Barrel Nut

Spares available from [percussionplay.com](http://percussionplay.com) or from your local distributor

7.5 Kg

Tools:

 x1  
 x2


## Surface Fixed Rainbow Chime Post Page 2 of 3




### Instrument Components:


 x4  
M6x20 Security Screw


 x2  
M6 Saddle Strap

### COMPONENTS LIST:

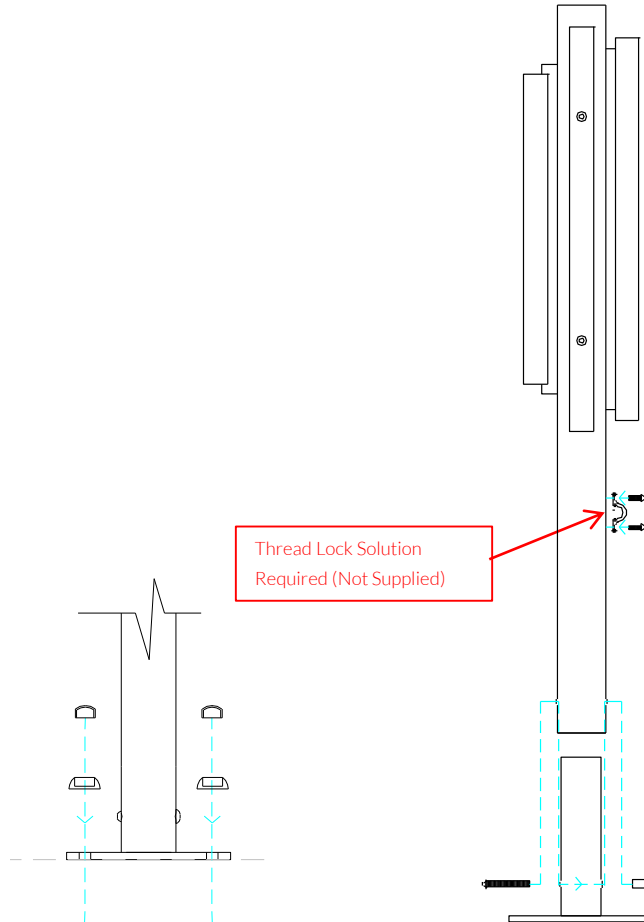
 2 Part Cover Cap X4

 Saddle Strap X2

 M6x20 Pin torx X4

 M10x70 Pin torx X1

 M10 Barrel Nut Pin torx X1



Thread Lock Solution  
Required (Not Supplied)


Thread Lock Solution  
Required (Not Supplied)



Pair Small Red  
Beaters X1

### Surface Fix Components:

 x1  
M10x70 Security Screw

 x1  
M10 Barrel Nut

Surface Fixed
   
 Rainbow Chime Post
   
 Page 3 of 3



Components:



x1

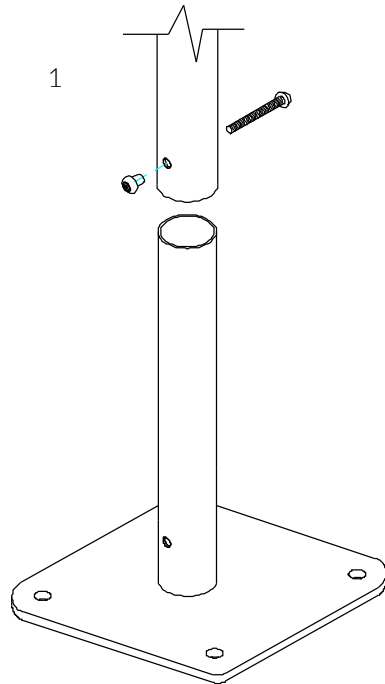
M10 Barrel Nut



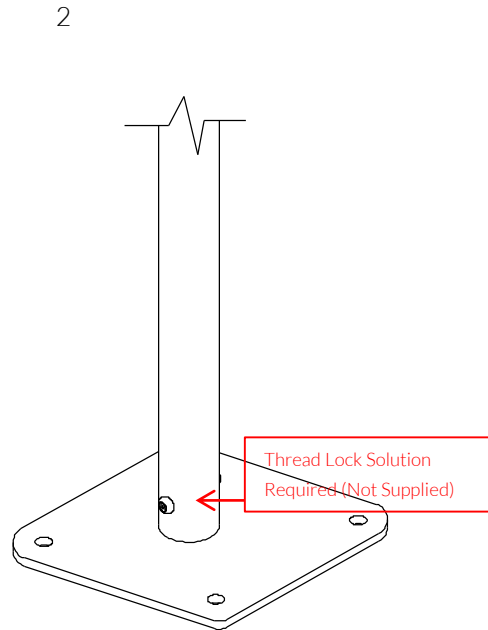
x1

M10x70 Security Screw

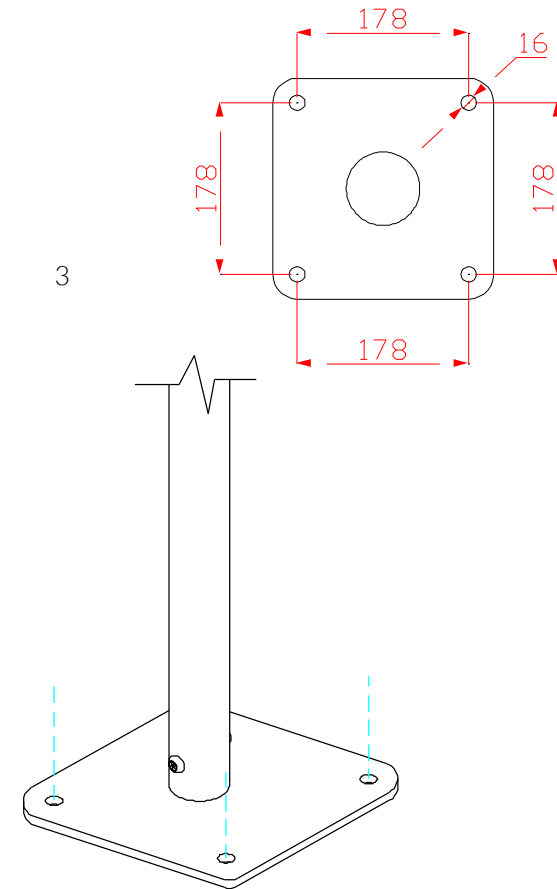
Thread Lock Solution
   
 Required (Not Supplied)



Locate the Surface fix
   
 Plate into the leg of the
   
 instrument.



Fix instrument to Surface
   
 fix plate using M10 bolt
   
 and Barrel Nut and use
   
**thread locking solution**
  
 to prevent fixings working
   
 loose.



Fix Surface Plate to the
   
 ground surface **Ground
   
 Anchors Not provided**
  
 cover fixings with caps
   
 provided